

Podcasting

with a Purpose

IL-TCE Tuesday, February 26, 2008
Diana Clarke & Karen Simon-Leff

1

Who are you and Why are you here?

- Learn about podcasting
- Find relevant podcasts
- Identify ways podcasting can help special needs students
- Practice creating a podcast
- Discover how to post a podcast

2

What is a podcast?

“A podcast is a collection of digital media files which is distributed over the Internet, often using syndication feeds, for playback on portable media players or personal computers.”

- Wikipedia

<http://en.wikipedia.org/wiki/Podcast>

3

Listen to podcasts

- Within the web browser
- Download the file for playback on the computer
- iTunes
- Portable media player (iPod, etc.)

4

Find podcasts

- iTunes Music Store > Podcasts > Education
- Education Podcast Network
<http://www.epnweb.org/>

5

Goals

- iPods are used to provide special needs students with individualized audio and visual during tests.
<http://www.apple.com/education/profiles/louisamuscatine/>

6

Goals

- Services for spoken language can be designed to support the development of written language and reading
<http://www.asha.org/public/speech/disorders/LBLD.htm>

7

Goals

- Speech & language are essential skills in learning. Reading & writing difficulties are often due to language development problems.
<http://www.asha.org/public/speech/development/schoolsFAQ.htm>

8

Why podcast?



- If you always do what you've always done,
- You'll always get what you've always gotten.

9

Why podcast?



- Get your students to speak up!
- Students like technology.
- Students don't know they're working.
- Students like being the star of the show.

10

State standards

- Illinois Learning Standards
<http://www.isbe.state.il.us/ils/Default.htm>

11

Creating projects

- Mac Operating System - Universal Access
- Look in the System Preferences

When using this computer, I would like assistance with:
 Seeing Hearing Keyboard Mouse & Trackpad

12

Creating projects

- iPod Lesson Plans

<http://www.apple.com/au/education/ipod/lessons/>

<http://www.learninginhand.com/ipod/lessonplans.html>

13

Creating projects

- Find curricular material online for text • to • speech

- The Literature Network

<http://www.online-literature.com/>



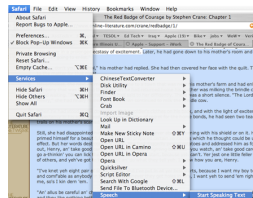
14

Creating projects

- In Safari...

- Highlight text

- From the Safari menu, pull down to Services, across to Speech, across to Start Speaking



15

Creating projects

- Role-play conversation between Henry & his mother.

- Research online: general US attitude toward other wars: WW2, Viet Nam, Iraq.

- Compare & contrast US climate during different war times.



16

Creating projects

- Citations required.

- Storyboard presentation.

[http://
movies.atomiclearnin
g.com/osapac/
storyboardpro](http://movies.atomiclearning.com/osapac/storyboardpro)



17

Podcast - Garageband

- GarageBand '08 has a special Podcast option!

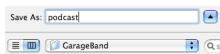


18

Podcast - Garageband

- Save with a short name, no spaces, no special characters.

- Choose the location to save the podcast.



19

Podcast - Garageband

- Visuals in Podcast Track.

- Audio in all other tracks.

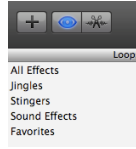
- Add or delete tracks as needed.



20

Podcast - Garageband

- Click the eye to see the list of available loops.
- Click one of the categories to see the list of loops in that category.



21

Podcast - Garageband

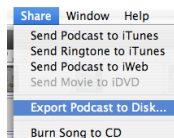
- Click the red dot to start recording.
- Click the large triangle to stop.



22

Podcast - Garageband

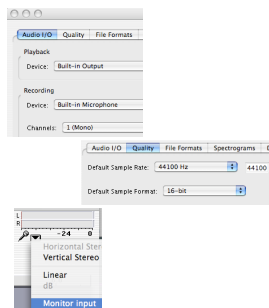
- Export options



23

Podcast - Audacity

- Set up Audacity
- Preferences > Audio I/O > Recording Device - select microphone > Channels - 1 (Mono)
- Preferences > Quality > Sample Rate - 44100 Hz > Sample Format - 16 bit
- Monitor input - set to bounce near -12



24

Podcast - Audacity

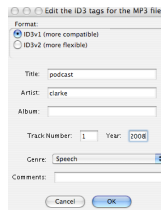
- Red circle starts recording
- Yellow square stops recording
- Save project



25

Podcast - Audacity

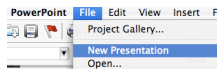
- Export as MP3



26

Podcast - Powerpoint

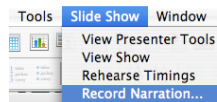
- Create or open the powerpoint.
- Transitions will not translate to the final podcast.
- Create a folder for the powerpoint and sound files. Save everything in this folder!



27

Podcast - Powerpoint

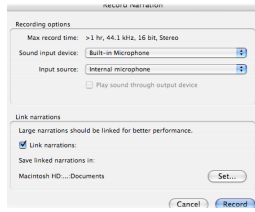
- Record narrations.



28

Podcast - Powerpoint

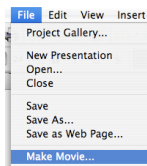
- Select microphone.
- Check Link narrations.
- Set folder for Save.



29

Podcast - Powerpoint

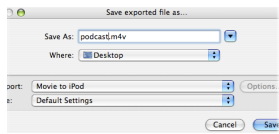
- Save - make sure sound files and ppt file are all in one folder!
- Make movie



30

Podcast - Powerpoint

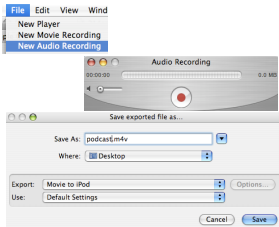
- REQUIRES QUICK TIME PRO \$29.99 (from Apple)
- Open the saved .mov file in Quick Time
- Export as Movie to iPod



31

Podcast - Quick Time Pro

- New Audio Recording
- Record & Save
- Export Movie to iPod



32

Posting a podcast

- You must have access to a web server to upload the podcast!
- This is usually the part where we get stuck... web server access.

33

Posting a podcast

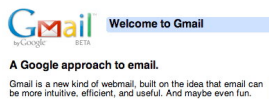
- To the rescue!
- Gcast
<http://www.gcast.com/>
- Create an account.
- Upload a file OR record by phone!



34

Generic email account

- Yahoo
- Hotmail
- Gmail



35

Blogger account

- Use your generic email account.
- Sign up for a Blogger account.



36

Feedburner account

- Sign up for a Feedburner account.
- Use the generic email account.
- Use the Blogger URL.
- Add the FeedBurner URL to your personal web page.



37

Subscribe to a podcast

- Subscribing delivers new “issues” of a podcast series directly to your computer, the same way a magazine or newspaper subscription is delivered to your home.
- Subscribing is easiest using iTunes.
- There are numerous other pod catchers for subscribing via web browser.

38

Questions?

39

Questions?

- Diana Clarke - diana.clarke@d214.org
- Karen Simon-Leff
karen.simonleff@d214.org
- This handout available on IL-TCE 2008 conference site.
- Also available at <http://clarkesville.us/il-tce/podcasting/>

40
